

TEL. 9575997, 9567298, 9554725

JANATA BANK LIMITED

For Previous Rate Sheet Click

PABX-575,

TREASURY DEPARTMENT

<https://goo.gl/URA0t4>

Mail: fxdeal@janatabank-bd.com

HEAD OFFICE, DHAKA

Exchange Rate Circular - 193

INDICATIVE ONLY: Rates may vary in the

DATE : 21 Oct 2019

EFFECTIVE DATE: 21 Oct'19

same day

Monday

A) CROSS RATE OF SYD, TOK, HKG & S.E. ASIAN MARKETS AS ON 21/10/2019

	GBP/USD	EUR/USD	USD/JPY	USD/C.DLR	USD/S.FRA	AUD/USD
SELLING	1.2916	1.1160	108.4700	1.3130	0.9855	0.6903
BUYING	1.2913	1.1159	108.5000	1.3134	0.9857	0.6903

B) JANATA BANK LTD'S CASH

CURRENCY & T.C TO PUBLIC TK PER UNIT OF FOREIGN CURREN

SELLING	CURRENCY	BUYING	SELLING	CURRENCY	BUYING
86.9000	US Dollar	85.9000	22.5000	Saudi Riyal	21.4000
110.9000	G. B. Pound	107.2000	23.3000	UAE. Dirham	22.3000
96.9000	Euro	93.8000	20.8000	MAL.Ringit	19.5000
58.5000	Aus. Dollar	56.5000	1.2600	Indian Rupee	1.1800

BE SAME AS SELLING T.T.& O.D AND BUYING O.D. TRANSFER

C)	SELLING		NAME OF CURRENCY	BUYING			
	T.T.& O.D.	B.C.		T.T.CLEAN	T.T.DOC	O.D.SIGHT EXP.BILLS	O.D. TRANSFER
	84.7000	84.7500	US Dollar	84.0000	83.9500	83.9000	83.7800
	110.3702	110.5089	G. B. POUND	108.2272	107.9109	107.6950	107.2590
	96.4118	96.4952	EURO	94.7129	94.3624	94.1394	93.2663
	0.8033	0.8087	JP.YEN	0.7762	0.7694	0.7681	0.7653
	66.5404	66.6845	CAN.DLR	65.9079	65.7339	65.5376	64.9312
	86.5259	86.7864	SWISS.FRANC	85.3070	85.1157	85.0375	84.9692
	218.4894	218.6537	OMANIAN RIYAL	215.8904	215.6567	215.0211	213.7055
	11.0000	11.2902	H.K.DLR	10.6978	10.6863	10.6551	10.6239
	63.8679	65.3400	SING.DLR	63.5661		63.3205	61.6809
	2.8209	2.8319	THI.BAHT	2.7714		2.7603	2.7522
	20.4088	20.4660	MAL.RINGIT	20.0430		19.9630	19.9046
	23.2411	23.2493	UAE.DIRHAM			22.7454	22.6788
	22.7584	22.8164	SAUDI RIYAL			22.2761	22.2100
	22.9269	23.5788	QATAR RIYAL				22.2638
	280.6790	280.9780	KUWAIT DINAR				271.0000
	223.4311	223.5107	BAHRAIN DINAR				216.9772
	12.7165	13.0307	CHINESE YUAN				12.1347

D) USANCE RATE:	30 DAYS	60 DAYS	90 DAYS	120 DAYS	150 DAYS	180 DAYS
US Dollar	83.4000	82.9100	82.4200	81.9300	81.4400	80.9500
G. B. POUND	107.0637	106.4323	105.5305	105.1697	104.5384	103.9070
EURO	93.5869	93.0344	92.2451	91.9294	91.3769	90.8244

E) FORWARD RATE:		1 MONTH	2 MONTHS	3 MONTHS	6 MONTHS	1 YEAR
SELLING	US Dollar	85.3382	85.7764	86.1646	87.5293	0.0000
BUYING	US Dollar	84.6975	84.8950	85.0925	85.7850	0.0000


F) NFCD INTT RATE, EFFECT ON: 16.10.19 To 31.10.19	1 MONTH	3 MONTHS	6 MONTHS	12 MONTHS
US Dollar	1.64075	1.75088	1.72800	1.72313
G. B. POUND	0.46438	0.53250	0.60838	0.70713
EURO	0.00000	0.00000	0.00000	0.00000


G) LIBOR AS ON 18/10/2019, 60 DAYS 1.92750 90 DAYS 1.95325 180 DAYS 1.95175


H) INDICATIVE RATE OF 01 SDR, USD WITH NTL, CUR OF ACU MEMBERS AS IMF RATE 18/10/2019	IN.RS	N.RS	SL.RS	PK.RS	BD TK	USD
USD 1	71.1988	115.0179	182.9788	140.6356	84.3550	
SDR 1	98.0402	158.3787	251.9603	193.6540	116.1561	1.3770


IN CASE OF AUS. DOLLAR CASH RATE WILL BE USED FOR T.T ALSO

Rates mentioned in row C, D, E and F are applicable only for bank's own customers.


 Md. Nur Islam
 PO
 Prepared By


 Md. Mokhlesur Rahman
 SPO
 Checked By


 M.M. Awrangzeb
 AGM
 Authorised Signature


 Md. Tofazzal Hossain
 DGM
 Authorised Signature